

7-8th Grade Student Guide

Instructions: What do you want to say and how do you want to say it? This Student Guide will help you decide. Read the background information and answer the “Finding Your Inspiration” questions to help decide what your message is and how you will use art or writing to communicate that message. Then use the “Creating Your Project” worksheet to make a plan for putting it all together.

Background Information:

Anne Frank was a Jewish girl who was born in Germany in 1929. She was a young girl when Hitler came to power in Germany. Sensing that things might become dangerous for Jews in Germany, Anne’s parents, Otto and Edith Frank, moved the family to Amsterdam, Netherlands. Anne and her sister Margot went to school while their father worked at his own company and their mother ran the home.

In 1939, the Nazis invaded Poland and World War II began. In 1940, the Nazis invaded the Netherlands and introduced laws that restricted the rights of Jewish people. Anne wrote in her diary about how Jews had to wear a yellow star on their clothing, they had curfews, they could not go to movie theaters, parks, or pools, and could only go to certain shops and stores.

In the summer of 1942, Margot received a call-up notice to report for deportation to a labor camp. The Frank family chose to go into hiding, and four other Jewish people hid with them.

Several non-Jewish friends and coworkers helped the people in hiding. They didn’t only keep the secret safe, but also provided food, clothing, medicine, and other supplies that they might need. They also kept everyone up-to-date on current events.

On August 4, 1944, the eight people in hiding were discovered and arrested. Two of the helpers were also arrested, but they were eventually released. Anne and her family were sent to Westerbork, a transit camp in the Netherlands, and then to Auschwitz and Bergen-Belsen. Anne got sick with typhus and died in February 1945 when she was only 15 years old. The only one from the hiding place to survive was Otto.

Reflection Questions

- *What do you know about Anne Frank?*
- *What more do you want to know?*
- *What do you know about the Holocaust?*
- *What more do you want to know?*


The Power of Your Voice

In her diary, Anne Frank describes her life through her literary voice – by writing in her diary - while in hiding during the Holocaust. Especially in the silence of the attic, her diary allowed a place for Anne’s voice to be quietly contained, with the hope of being heard one day. It provides us with a first-hand glimpse into her daily life. After the war, Anne’s father published her diary. Millions of people have heard Anne’s voice through her writings and diary entries, which have become integral to our understanding of these experiences from Anne’s perspective. They help us remember the Holocaust.

Finding your inspiration:

- How have you been impacted by Anne's literary voice as she shared about her daily experiences during the Holocaust?
- What did you find striking about her voice as she wrote in her diary?
- What is it about Anne's voice that makes it important to share with others?
- What can you learn from other people's voices?

Use the space below to jot or sketch your thoughts:




What does it mean to remember the Holocaust?

Over 75 years have passed since the Holocaust ended. Anne Frank, like many victims of the Holocaust, did not survive to see liberation. Still, through her diary we learn about her innermost thoughts and feelings about the present, and her lost hopes and dreams for the future. As we read diaries and memoirs, see artworks and artifacts, and watch recorded testimonies, we are given the opportunity to increase our understanding – of both those who died and those who survived. However, it is not guaranteed that we will develop compassion, let alone outwardly act on this feeling. We must first choose to listen to their voices as they resonate their experiences of the Holocaust.

Finding your inspiration:

- Why do you choose to remember the Holocaust?
- Why do you find it important to remember and share the stories of those who died?
- Why do you find it important to honor those who survived, and to listen to their stories?

Use the space below to jot or sketch your thoughts:




How can we keep this voice alive?

Anne's father, Otto Frank, published his daughter's diary within two years after the Holocaust ended. He not only fulfilled Anne's hope to become a published writer, but made readers aware of the dangerous consequences of hatred. Anne's voice was now being heard globally. Today, we see instances of Holocaust remembrance throughout the world. The United Nations has declared January 27 as *International Holocaust Remembrance Day*. Countless museums, organizations, and individuals have dedicated themselves to not only remembering the Holocaust, but to educating and inspiring others.

Finding your inspiration:

- What Holocaust remembrance efforts do you see in our world today?
- What are their purposes?
- How do they make you feel?
- How can you keep these efforts alive in your community?
- What are some challenges you might face?
- What resources do you need to overcome these challenges?

Use the space below to jot or sketch your thoughts:




How do the voices of the Holocaust impact our future actions?

Remembering the Holocaust is an internal action. It is a choice that we actively make. Without external actions, however, we keep these voices heard and lessons learned to ourselves. Anne Frank was, unfortunately, unable to share her diary with the world on her own terms. It happened because of Miep Gies's decision to keep the diary safe, and Anne's father's decision to share it with the world. Without these contributors, and the decisions of other Holocaust victims to share their voices, where would Holocaust remembrance be today?

Finding your inspiration:

- What can you do with these voices heard and lessons learned?
- How do they inspire you to act in your life?
- How can your actions inspire others?
- What do you hope that the outcome of these actions will be?
- What do you think that a world would look like that chooses to remember the Holocaust?

Use the space below to jot or sketch your thoughts:



Art & Writing

Instructions: Now that you have used the “Finding Your Inspiration” questions to help decide what your message is and how you will use art or writing to communicate that message, use this worksheet to make a plan for putting it all together.

Step one: Reflect and Jot

Think about a piece of art or writing that you have seen or read, and write your thoughts about the following questions in the space provided below:

- What attracted you to it?
- What effect did it have on you?
- How did it make you feel?
- Did it impact your thoughts or actions?
- Why do you think the artist or writer created that piece?

Step two: Determine your message

Think about what you want people to know, think, feel, and do **after** seeing or reading your piece or viewing your art.

Complete this statement: The message that I would like to communicate to the viewers or readers of my piece is that...

Step three: Determine your audience

Who will see or read your piece of art or writing?

What do you know about this audience?

Step four: Design and Communication

What medium will you use?

- Poetry
- Prose
- Two-Dimensional Art
- Three-Dimensional Art

How can you use this medium to communicate your message? How will you make your point to the viewer or reader? What materials, symbols, words, or other elements will you use?

Step five: Draft your *Statement of Purpose*

Your entry must be accompanied by a *Statement of Purpose* in which you:

1. State your message
2. Explain the meaning of your piece
3. Explain its connection to the Theme, Inspiration, and Prompt

The final version of your Statement of Purpose may not exceed 250 words and must be written in complete sentences.